

Technical sheet :

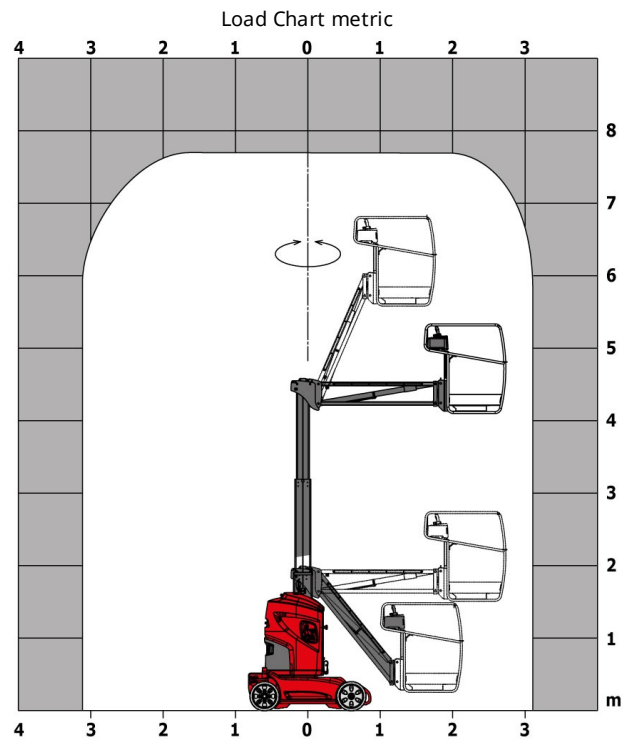
80 VJR




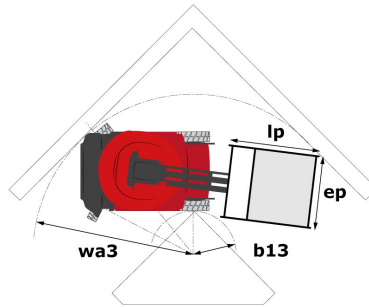
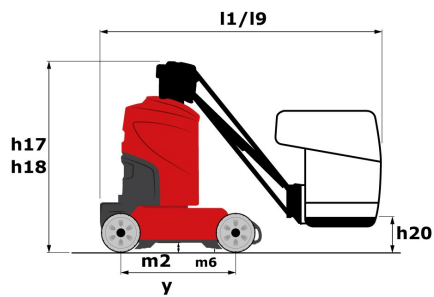
Capacities		Metric
Working height	h21	7.65 m
Platform height	h7	5.65 m
Max. outreach	r1	3.24 m
Overhang	h31	4.235 m
Pendular arm rotation (bottom)		+70 °
Platform capacity	Q	200 kg
Turret rotation		350 °
Number of people (inside / outside)		2 / 1
Weight and dimensions		
Platform weight*		2250 kg
Platform dimensions (length x width)	lp / ep	1.11 m x 0.93 m
Overall width	b1	0.99 m
Overall length	l1	2.95 m
Overall height	h17	1.99 m
Floor height (access)	h20	0.47 m
Jib length	l13	1.5 m
Counterweight offset (turret at 90°)	a7	0.09 m
Internal turning radius (over tyres)	b13	0.59 m
External turning radius	Wa3	2.09 m
Ground clearance with pothole guards deployed	m6	0.02 m
Ground clearance at centre of wheelbase	m2	0.09 m
Wheelbase	y	1.2 m
Performances		
Drive speed - stowed		4.5 km/h
Drive speed - raised		0.7 km/h
Gradeability		25 %
Permissible leveling		2 °
Wheels		
Tyres type		Solid non-marking tires
Dimensions of front wheels		0,41x0,13m
Drive wheels (front / rear)		0 / 2
Steering wheels (front / rear)		2 / 0
Braking wheels (front / rear)		0 / 2
Engine/Battery		
Electric engine power rating		2 x 1.5 kW
Electric Pump		3 kW
Number of hydraulic pump / Capacity of hydraulic pump		2 x 4.20 cm³
Battery / Batteries capacity		24 V / 250 Ah
Integrated charger (V / Ah)		24 V / 30 Ah
Miscellaneous		
Number of cycles with STD Battery (HIRD)		32
Ground Pressure		11.1 daN/cm²
Hydraulic Pressure		140 Bar
Hydraulic tank capacity		22 l
Vibration on hands/arms		<2.5 m/s
Standards compliance		
This machine is in compliance with:		European directives: 2006/42/EC- Machinery (revised EN280:2013) - 2004/108/EC (EMC) - 2006/95/EC (Low voltage)

*Varies according to options and standards of the country to which the machine is delivered

Load chart



Dimensional drawing



Equipment

Standard

Audible alarm and illuminated indicator lamp (leveling, overload, lowering)

Battery charge indicator lamp

CAN bus technology

Emergency stop button in platform and on frame

Fixed pothole protection

Fork pockets

Hour meter

Integrated charger

Integrated diagnostic assistance

Manual emergency lowering

Negative-type braking on rear wheels

Non-marking rubber tyres

Pendular arm

Proportional controls

Sliding and securing rings

Tool box in platform

Traction battery

lace floor basket

Optional

110 or 230V plug with differential circuit breaker

230V Predisposition

Air predisposition

Beep on every movement

Biodegradable oil

Centralized recharging of battery

Extreme cold oil

Flashing Light


Maintenance-free battery

Personalized paintwork

SMS : Safe Man System

Safety harness

Working light



Siège Social
430 rue de l'Aubinière - 44150 Ancenis Cedex - France
Tel: +33(0)2 40 09 10 11 - Fax: +33 (0)2 40 09 10 97
www.manitou.com



This brochure describes versions and configuration options for Manitou products which may be fitted with different equipment. The equipment described in this brochure may be standard, optional or not available depending on version. Manitou reserves the right to change the specifications shown and described at any time and without prior warning. The manufacturer is not liable for the specifications given. For more information, contact your Manitou dealer. Non-contractual document. Product descriptions may differ from actual products. List of specifications is not comprehensive. The logos and visual identity of the company are the property of Manitou and may not be used without authorisation. All rights reserved. The photos and diagrams contained in this brochure are provided for information only.

MANITOU BF SA - Limited company with board of directors - Share capital: 39,668,399 euros - 857 802 508
RCS Nantes