

Technical sheet :

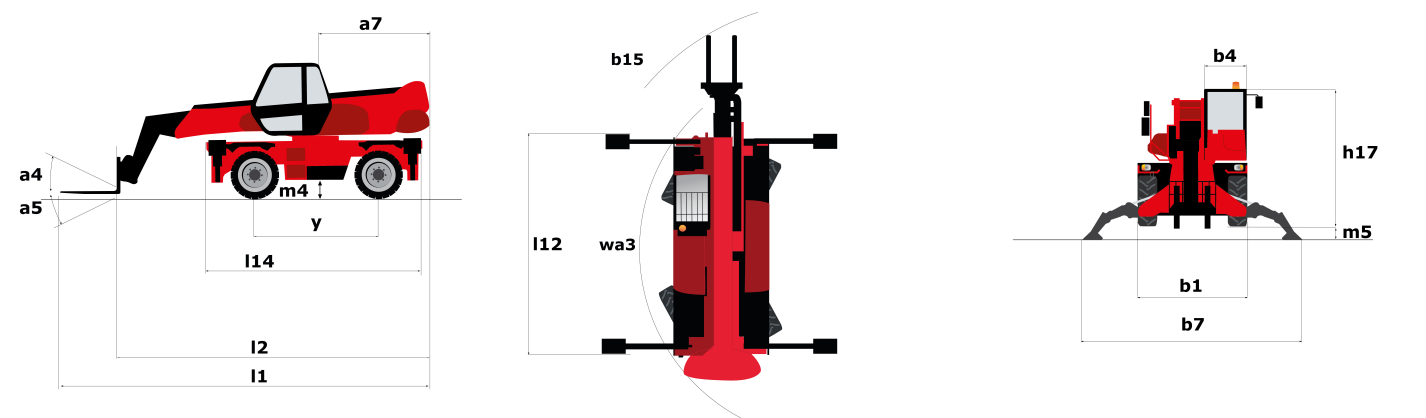
# **MRT-X 2545 EASY 360°**

---



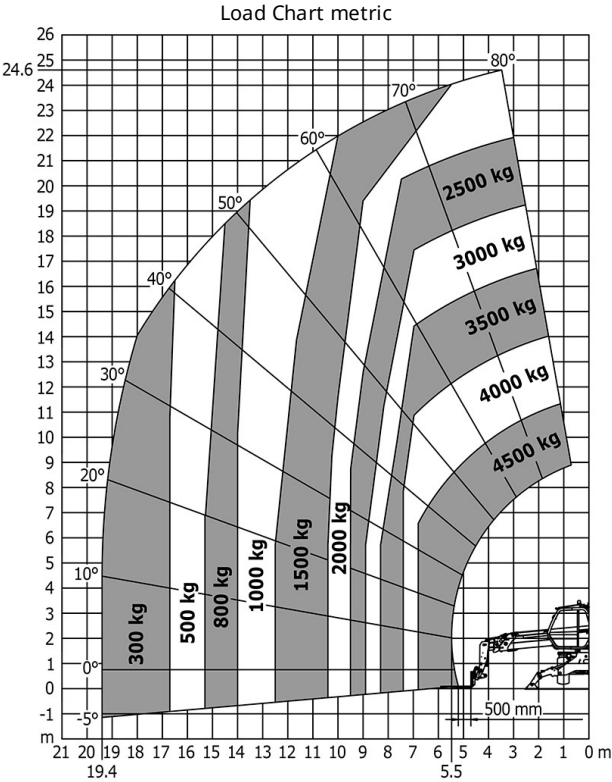
Capacities		Metric
Max. capacity	Q	4500 kg
Max. lifting height	h3	24.7 m
Max. Reach	l4	19.4 m
Weight and dimensions		
Overall width	b1	2.5 m
Overall height	h17	3.02 m
Overall cab width	b4	0.95 m
Ground clearance	m4	0.32 m
Wheelbase	y	2.73 m
Frame levelling longitudinal +/-		0 °
Tilt-up angle	a4	10 °
Tilt-down angle	a5	107 °
Overall weight		15540 kg
Forks length / width / section	l / e / s	1200 mm x125 mm x 15 mm
Wheels		
Tyres type		Pneumatic
Standard tyres		18-19,5
Drive wheels (front / rear)		2 / 2
Stabilisers		
Stabs Type		Wing Type
Controls with stabs		Stabs Commands Individual or Simultaneous
Engine		
Engine brand		Perkins
Engine norm		Stage III A
Engine model		1104D-44T
I.C. Engine power rating / Power (kW)		101 Hp / 74.5 kW
Max. torque / Engine rotation		1400 Nm @ 1200 rpm
Number of cylinders - Capacity of cylinders		3400 - 4400 cm³
Injection		engine Injection direct
Engine cooling system		Water
Battery / Batteries capacity		12 V x 120 Ah
Transmission		
Transmission type		Hydrostatic
Number of gears (forward / reverse)		2 / 2
Max. travel speed		32 km/h
Drawbar pull (Laden)		7900 daN
Parking brake		Automatic Negative Hand-brake
Service brake		Hydraulic
Hydraulics		
Hydraulic pump type		Gear pump
Hydraulic flow		115 l/min
Hydraulic Pressure		270 Bar
Tank capacities		
Engine oil		150 l
Hydraulic oil		150 l
Fuel tank		130 l
Noise and vibration		
Noise at driving position (LpA)		79.7 dB(A)
Environmental noise (LwA)		104 dB(A)
Vibration to whole hand/arm		< 2.50 m/s²
Miscellaneous		
Steering wheels (front / rear)		2 / 2
Controls		2 Joysticks
Safety cab homologation		ROPS - FOPS cab (level 2)
Attachment recognition system (E-Reco)		Standard


# Dimensional drawing



Other data		Metric	
Overall length (with forks)	$l_1$		7.06 m
Length to face of forks	$l_2$		7.06 m
Length of frame	$l_{14}$		4.71 m
Wheelbase	$y$		2.73 m
Ground clearance	$m_4$		0.32 m
Counterweight offset (turret at 90°)	$a_7$		3.03 m
Tilt-up angle	$a_4$		10 °
Tilt-down angle	$a_5$		107 °
Outer turning radius (with forks)	$b_{15}$		4.62 m
Overall width	$b_1$		2.5 m
Overall width with stabilisers extended	$b_7$		4.98 m
Overall cab width	$b_4$		0.95 m
Overall height	$h_{17}$		3.02 m
Frame levelling corrector	$a_9$		+/- 0 °

# Load chart





Siège Social  
430 rue de l'Aubinière - 44150 Ancenis Cedex - France  
Tel: +33(0)2 40 09 10 11 - Fax: +33 (0)2 40 09 10 97  
[www.manitou.com](http://www.manitou.com)



This brochure describes versions and configuration options for Manitou products which may be fitted with different equipment. The equipment described in this brochure may be standard, optional or not available depending on version. Manitou reserves the right to change the specifications shown and described at any time and without prior warning. The manufacturer is not liable for the specifications given. For more information, contact your Manitou dealer. Non-contractual document. Product descriptions may differ from actual products. List of specifications is not comprehensive. The logos and visual identity of the company are the property of Manitou and may not be used without authorisation. All rights reserved. The photos and diagrams contained in this brochure are provided for information only.

MANITOU BF SA - Limited company with board of directors - Share capital: 39,668,399 euros - 857 802 508  
RCS Nantes