

TL RANGE
Track Loaders




Handling your world

Founded over 60 years ago by the Braud family, the Manitou Group now operates worldwide. A world-leader in all-terrain material handling, the Group designs, manufactures, distributes and services equipment for construction, agriculture and industries.

The Group's product ranges include: all-terrain fixed, rotating and heavy-load telehandlers; all-terrain, semi-industrial and industrial masted forklift trucks; wheel or track skid-steer loaders; articulate loaders; access platforms; truck-mounted forklifts; warehousing equipment; and attachments.

Through its iconic brands - Manitou and Gehl - and its worldwide network of 1,500 dealers, the Group offers the best solutions to create optimum value for its customers.

Headquartered in France, the Group registered a revenue in 2018 of 1.900 billion euros in 140 countries and employs 4,400 people, all strongly focused on satisfying customers.



1958

Marcel Braud conceives the idea of the Manitou truck.

1972

The Group enters foreign markets.

Sales partnership agreement signed with Toyota for exclusive distribution of Toyota industrial forklift trucks in France.

1981

Launch of first Manitou telehandler.

1984

Manitou enters the stock exchange.

1993

The first MRT rotating telehandlers are sold.

1995

Launch of the first range of access platforms.

1996

ISO 9001 certification obtained.

1998

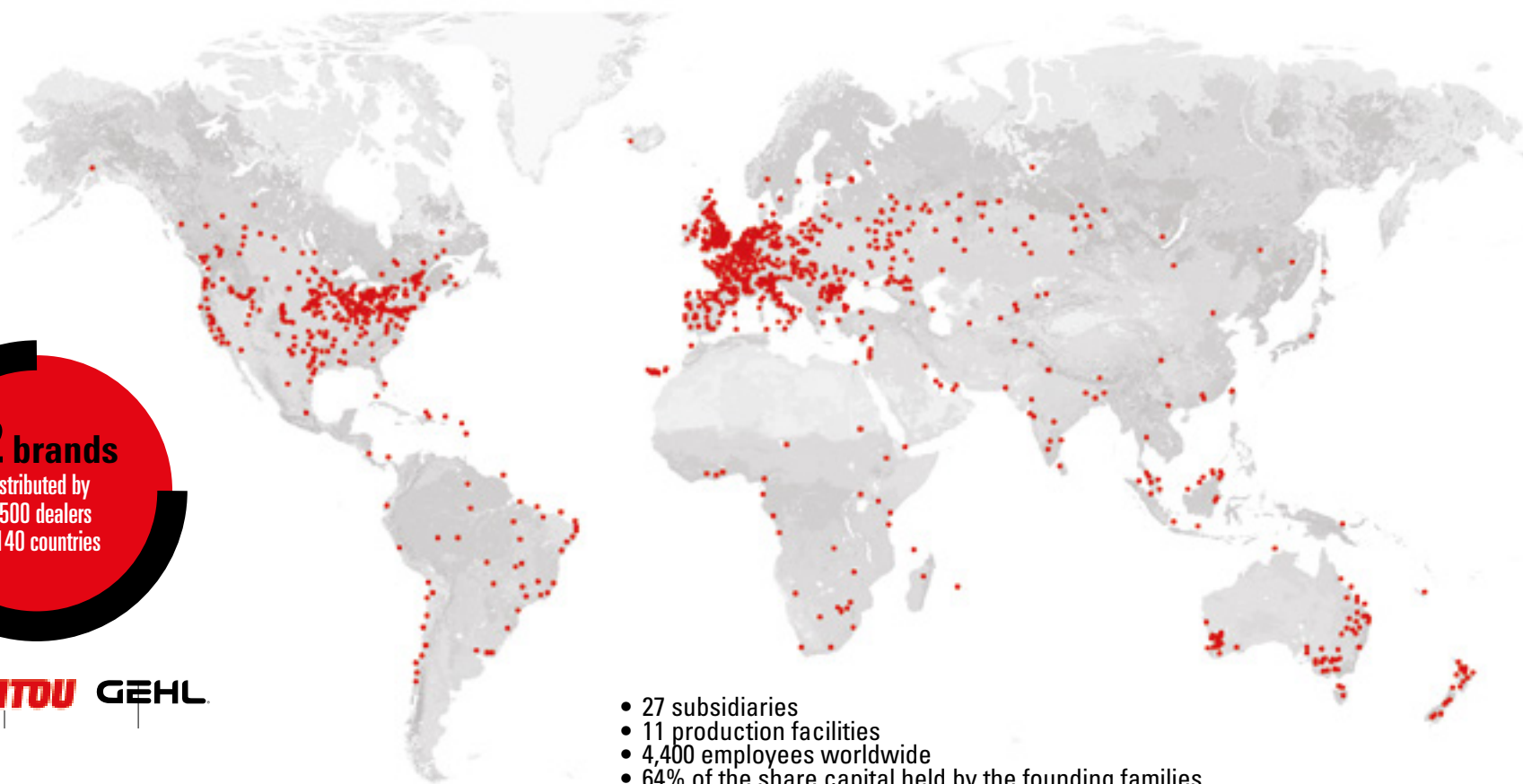
Marcel Braud becomes Chairman of the Supervisory Board.

2006

Manitou passes the 1 billion euros sales milestone.

2007

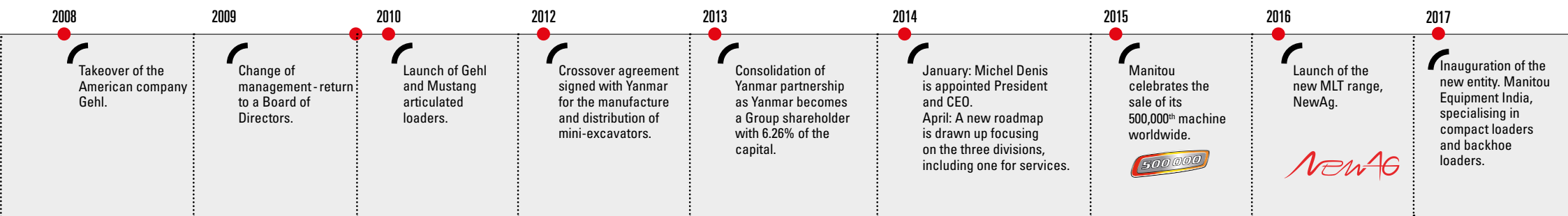
Manitou opens an international logistics centre spanning 22,000 m².



2 brands
distributed by
1,500 dealers
in 140 countries



- 27 subsidiaries
- 11 production facilities
- 4,400 employees worldwide
- 64% of the share capital held by the founding families
- 78% of revenue comes from foreign markets
- 1.900 billion euros of turnover in 2018





MANITOU

1750 RT

IdealTrax



INDUSTRY EXCLUSIVES. ENDLESS POSSIBILITIES.

Manitou offers a wide range of products and services to provide you with an ownership experience that is second to none. Keeping the operator in mind, we have invented and implemented industry exclusive features into our machines. IdealTrax automatic track tensioning system and IdealAccess fold up cabin door save valuable time on the jobsite while improving the operator experience..

IdealTrax | **IdealAccess**

* IdealAccess™ not available on 1650 RT

Radial-lift design

Offers enhanced performance in excavating, grading and digging below grade applications.

Due to the radial lift path, the maximum reach is greater at the middle of the lift height.

Rated operating capacity

35% of tipping: 748 kg
50% of tipping: 1069 kg

Machine dimensions

The 1650 RT has a width of 1676 mm (66"). Ideal for working in compact areas.

Ground clearance

185mm

Lifting height up to

3m

Capacity

748kg

IdealTrax™ automatic track tensioning system

eliminate daily tension checks and costly track replacements with the idealtrax™ system. Tracks are automatically tensioned when the engine is started and during operation. Tension is released when the engine is shut off.



1650 RT

Excellent forward reach

The Manitou radial-lift track loaders provide excellent forward reach at the middle of the lift path. This provides high performance for loading flatbed trucks, backfilling or dumping over a wall.

Adapted skid loader chassis

Aids in superior weight distribution, grading, tractive effort and ride control.

**Choice of controls**

Choose between pilot joystick, t-bar, or hand/foot controls on the 1650 RT to suit operator preference. A conversion kit is available for the pilot dual-hand control system.

Rated operating capacity

35% of tipping: 794 kg - 839 kg
50% of tipping: 1134 kg - 1199 kg

Switchable controls

The operator can switch the controls from joystick to dual hand effortlessly.

1750 RT NXT3, 2100 RT NXT3, 2500RT NXT3

Counterweight/bumper

Gain extra lifting capacity while offering increased rear protection. Optional on these models.

Travel speed limit option

NXT3 models can adjust to lower maximum speed and allow full joystick movement. Operate hydraulically powered attachments at full speed with slow, controlled precision.

IdealTrax™ automatic track tensioning system

Eliminate daily tension checks and costly track replacements with the IdealTrax™ system.

Tracks are automatically tensioned when the engine is started and during operation. Tension is released when the engine is shut off.

Ground clearance
333 mm

Lifting height up to
3.2 m

Capacity
.875t



Horsepower management system

Monitors and adjusts the hydrostatic drive pump to produce the ideal tractive effort.

1750 RT_{NXT3} - 1850 RT

**Optimized radial boom**

Durable design provides increased strength and up to 3251 mm (128") of lift height – higher than competitors with similar rated operating capacities.

Straight tracking

Programmed with a switch, straight tracking provides for simple in-cab operator adjustments when needed.

**Fold-up door**

This patented design provides cab-to-canopy versatility, all while maintaining low clearance and a Level II ROPS/FOPS certification.

Ideal  **Access**

Rated operating capacity

35% of tipping: 953 kg - 1134 kg
50% of tipping: 1361 kg - 1620 kg

Counterweight/bumper

Gain extra tipping capacity while offering increased rear protection. *Standard on the 2500 RT NXT3. Additional side-mounted counterweights optional on 2500RT NXT3.*

Ground clearance
335 mm

Lifting height up to
3.2 m

Capacity
1.25 t

Dedicated, welded track loader chassis

Custom built to aid in superior weight distribution, which enhances stability, grading, tractive effort, and ride control.

Increased breakout forces

Class-leading lift breakout force and high tilt breakout force give you the power needed to break up a pile of dirt or remove tree stumps.



IdealTrax™

automatic track tensioning system

Eliminate daily tension checks and costly track replacements with the idealtrax™ system. Tracks are automatically tensioned when the engine is started and during operation. Tension is released when the engine is shut off.

2100 RT NXT3 - **2150 RT** - **2500 RT** NXT3

Pilot joystick controls

The hydraulic-pilot controls found in the Manitou skid loader line control the 1850 RT and 2150 RT track loaders. By mounting the controls to the seat, they move with the operator. *Optional on the 1650 RT.*

Rear visibility

Rear lift arm support bar is positioned out of the sight line as the lift arm is raised. This allows for excellent visibility to the rear through the entire lift cycle.



Fold-up door

This patented design provides cab-to-canopy versatility, all while maintaining low clearance and a Level II ROPS/FOPS certification.

IdealAccess

COMFORT

Visibility

A cab-forward design enhances the view to the bucket cutting edge from the operator's seat. Extra-large side screens, combined with a low-profile lift arm design, provide a wide field-of-view to the side work areas.

Pressurized cab

Optional, pressurized sealed cab enclosure with sound reduction material and large, rear-mounted cabin air filter provides a cleaner and quieter operating environment.

Operator presence


Brakes are applied and hydraulics are disabled whenever the operator raises the restraint bar, leaves the seat or switches off the ignition.



Armrests/restraint bars

All instrumentation and fully adjustable joystick control towers are conveniently located on the armrests for easy access. High-mounted restraint bars provide ample clearance for the operator's legs.





Electric attachment control

This factory-installed option controls multi-function attachments directly through the joystick.



Drive Sensitivity Adjustment	Operator Feel Emulation
5 - Rabbit	+ 20% = Fastest <ul style="list-style-type: none"> • Highly Responsive • Highest Volume
4	+ 10% = Quick <ul style="list-style-type: none"> • Very Responsive • Control
3	Standard Setting <ul style="list-style-type: none"> • Normal Response Time • Focused Productivity
2	- 10% = Precision <ul style="list-style-type: none"> • Improved Control
1 - Turtle	- 20% = High Precision <ul style="list-style-type: none"> • Easy Control • More Precise

Drive sensitivity adjustment

Five settings are available to adjust the operator drive speeds and response times. Each user can customize the control to their preference using the LCD display.

Available only on the 1750 RT NXT3, 2100 RT NXT3 & 2500 RT NXT3



Climate control

Heat is standard on all cab models. Upgrade to air conditioning for additional comfort.

SERVICEABILITY

IdealTrax™

Idealtrax™ industry-exclusive Automatic track tensioning system

- Eliminates the need for manually tensioning the tracks on the loader before operation, saving valuable time on the jobsite.
- Increases the life of the tracks (up to 15%* in tested conditions), sprockets and bearings by ensuring the proper tension immediately upon start-up and during use, and tension release when the machine is shut down.
- Track changes in the field are facilitated with a simple switch in the rear compartment.
- Removing a track without the IdealTrax™ system can take up to one hour per track. With IdealTrax™, it takes just minutes.

*Track life improvement varies greatly depending on conditions, application and upkeep; results may vary.



ENGINE NOT RUNNING



ENGINE RUNNING

17-Tooth sprockets

17-tooth, forged drive sprockets have 40% more hardness depth for improved sprocket life. Larger sprockets increase track-to-chassis clearance, so tracks can be cleaned out with ease.



**Tiltable ROPS/FOPS assembly**

Featuring gas-spring assist for easy internal access to the pumps, hydraulic valve bank and drive motors.

Engine access

Full access to filters and reservoirs for servicing and maintenance is made possible by a swing-out rear door and a large, lockable engine cover.

Safety restraint

Innovative restraint allows for secure positioning of the cab in the maintenance position. Restraint can be secured in position by one person.

Tilt-out foot pod

This feature allows for best-in-class foot well cleanout and provides perfect access to the fuel tank and other components under the cab. *Except on the 1650RT*



Need Versatility?

Gehl offers a variety of accessories and upgrades that can be easily added to new or used equipment. These can help enhance an existing unit or customize one for a particular job. Whether you are looking to add a counterweight, boost your hydraulics, or enclose a cab to add heat and air conditioning, Gehl has the options you need to craft your ideal ride.



All-Tach®

All models feature the easy-to-use All-Tach® (universal-style) attachment mounting system compatible with most allied attachments.

Single lever

for simplicity and strength.

Heavy duty mounting plate

for increased rigidity over tube style.



A wide variety of Manitou attachments

S- Std. Flow H- High Flow A- Available accessories

	1650RT	1750RT NXT3	1850 RT	2100RT NXT3	2150 RT	2500RT NXT3
Augers - Chain Drive						
1650 CL Auger Drive - Round - 2 9/16" (65 mm)	S	S	S	S	S	S
1650 CLH Auger Drive - Hex - 2" (51 mm)	S	S	S	S	S	S
AUGERS - PLANETARY DRIVE						
PA 210 Planetary Auger Drive - Round - 2 9/16" (65 mm)	S	S	S	S	S	S
PA 220H Planetary Auger Drive - Hex - 2" (51 mm)	S	S	S	S	S	S
AUGER - BITS						
SQ 9" (229 mm) Auger Bit - Round - 4 teeth - 2 9/16" (65 mm)	A	A	A	A	A	A
SQ 12" (305 mm) Auger Bit - Round - 4 teeth - 2 9/16" (65 mm)	A	A	A	A	A	A
SQ 9" (229 mm) Auger Bit - Hex - 4 teeth - 2" (51 mm)	A	A	A	A	A	A
SQ 12" (305 mm) Auger Bit - Hex - 4 teeth - 2" (51 mm)	A	A	A	A	A	A
SQ 18" (457 mm) Auger Bit - Hex - 6 teeth - 2" (51 mm)	A	A	A	A	A	A
BRUSH MOWER						
Standard Flow Rotary Brush Mowers - 48", 60", 66", 72", 78"	S	S	S	S	S	S
High Flow Rotary Brush Mowers - 72", 78", 90"	H	H	H	H	H	H
PALLET FORKS						
Pallet Fork Frame - Heavy Duty - Requires two tines Can customize with dealer name (on orders of 10 or more)	A	A	A	A	A	A
Heavy Duty Class II Tine 48" (1219 mm)	A	A	A	A	A	A
Side Shift pallet Fork with 48" (1219 mm) Tines	S	S	S	S	S	S
Sliding Tine Pallet with 48" (1219 mm) Hydraulic Sliding Tines	S	S	S	S	S	S
LOG GRAPPLES						
Log Grapple	S	S	S	S	S	S
GRADER BLADES						
8" (203 mm) Grader Blade with proportional current valve	S	S	S	S	S	S
RAKES						
76" (1930 mm) Auto Rake	S	S	S	S	S	S
82" (2083 mm) Grader Rake	S	S	S	S	S	S
76" (1930 mm) Preparator Rake	S	S	S	S	S	S
90" (2286 mm) Power Rake with hydraulic angle	S	S	S	S	S	S
MULCHER						
48" (1219 mm) Brush Mulcher	S	S	S	S	S	S
ROCK WHEEL						
Rock Wheel with 4.5" (114 mm) wheel, Dual Circuit		H	H	H	H	H



1650 RT

Engine Brand		Yanmar
Horsepower	HP (kW)	69.3 (51.7)
Displacement	L (cu. in.)	3.3 (202.5)
Rated Operating Capacity - 35% (SAE)	kg (lbs.)	748 (1,650)
Auxiliary Hydraulic Flow	l/min (gpm)	71 (18.7)
High-Flow	l/min (gpm)	121 (32.1)
Travel Speed	km/h (mph)	16.1 (10)
Operating Weight	kg (lbs.)	3638 (8,020)
Length with Bucket	mm (in.)	3205 (126.2)
Width with Bucket	mm (in.)	1676 (66)



1750 RT NXT3

Engine Brand		Yanmar
Horsepower	HP (kW)	69.3 (51.7)
Displacement	L (cu. in.)	3.3 (203)
Rated Operating Capacity - 35% (SAE)	kg (lbs.)	794 (1,750)
Auxiliary Hydraulic Flow	l/min (gpm)	70 (18.5)
High-Flow	l/min (gpm)	128.8 (34)
Travel Speed	km/h (mph)	12.4 (7.7)
Operating Weight	kg (lbs.)	3903 (8,605)
Length with Bucket	mm (in.)	3658 (144)
Width with Bucket	mm (in.)	1674 (65.9)

1850 RT

		Yanmar
Horsepower	HP (kW)	69.3 (51.7)
Displacement	L (cu. in.)	3.3 (203)
Rated Operating Capacity - 35% (SAE)	kg (lbs.)	839 (1,850)
Auxiliary Hydraulic Flow	l/min (gpm)	70 (18.5)
High-Flow	l/min (gpm)	128.8 (34)
Travel Speed	km/h (mph)	14.2 (8.8)
Operating Weight	kg (lbs.)	4128 (9,160)
Length with Bucket	mm (in.)	3754 (148)
Width with Bucket	mm (in.)	1674 (65.9)



2100 RT
NXT3

Engine Brand		Yanmar
Horsepower	HP (kW)	72 (53.7)
Displacement	L (cu. in.)	3.3 (203)
Rated Operating Capacity (SAE)	kg (lbs.)	953 (2,100)
Auxiliary Hydraulic Flow	l/min (gpm)	82.5 (21.8)
High-Flow	l/min (gpm)	135.8 (35.9)
Travel Speed	km/h (mph)	14.3 (8.9)
Operating Weight	kg (lbs.)	4490 (9,900)
Length with Bucket	mm (in.)	3769 (148.4)
Width with Bucket	mm (in.)	1877 (73.9)



2500 RT
NXT3

		Yanmar			Deutz
	HP (kW)	72 (53.7)		HP (kW)	74.3 (55.4)
	L (cu. in.)	3.3 (202)		L (cu. in.)	3.6 (221)
	kg (lbs.)	975 (2,150)		kg (lbs.)	1134 (2,500)
	l/min (gpm)	82.5 (21.8)		l/min (gpm)	94.3 (24.9)
	l/min (gpm)	135.8 (35.9)		l/min (gpm)	141.6 (37.4)
	km/h (mph)	14.2 (8.8)		km/h (mph)	13.2 (8.2)
	kg (lbs.)	4490 (9,900)		kg (lbs.)	5260 (11,600)
	mm (in.)	3769 (148.4)		mm (in.)	4008 (157.8)
	mm (in.)	1877 (73.9)		mm (in.)	2131 (83.9)

	1650 RT	1750 RT NXT3	1850 RT	2100 RT NXT3	2150 RT	2500 RT NXT3
PERFORMANCE						
All-Tach® Mounting System	S	S	S	S	S	S
IdealTrax™ Automatic Track Tensioning System	S	S	S	S	S	S
Straight Tracking		S		S		S
Power-A-Tach® Mounting System	0	0	0	0	0	0
Selectable Self-Leveling Lift Action	0	0	0	0	0	0
Two-speed Hydrostatic Drive System	S	S	S	S	S	S
Horsepower Management System		S		S		S
ENGINE						
Engine Alert System with Error Display	S	S	S	S	S	S
Engine Automatic Shutdown System	S	S	S	S	S	S
Glowplugs Starter Assist	S	S	S	S	S	S
Dual-Element Air Cleaner with Indicator	S	S	S	S	S	S
ECO Mode						
HYDRAULICS						
Auxiliary Hydraulics	S	S	S	S	S	S
High-Flow Auxiliary Hydraulics	0	0	0	0	0	0
UNDERCARRIAGE						
Elevated Planetary Final Drives	S	S		S		S
Maintenance Free Rollers Each Side	3	3	4	4	5	4
Single Flange Front/Dual Flange Rear Idlers	S	S	S	S	S	S
Rubber Track Undercarriage System	S	S	S	S	S	S
Servo-Controlled Hydrostatic Drive	S	S		S		S
Dedicated Undercarriage		S	S	S	S	S
STRUCTURE						
Tilt-out Foot Pod		S	S	S	S	S
Back-up Alarm	0	S	S	S	S	S
Combination Radiator & Hydraulic Oil Cooler	S	S	S	S	S	S
ROPS/FOPS Level II Overhead Guard	S	S	S	S	S	S
Anti-Vandalism Lock Provisions	S	S	S	S	S	S
Mechanical Lift Cylinder Lock	S	S	S	S	S	S

	1650 RT	1750 RT NXT3	1850 RT	2100 RT NXT3	2150 RT	2500 RT NXT3
OPERATOR STATION						
Pressurized Cab Enclosure with A/C	0	0	0	0	0	0
Fold-Up Door		0	0	0	0	0
Multi-Function Function Display Screen	S	S	S	S	S	S
Drive Sensitivity Adjustment		S		S		S
Electronic Attachment Control - 14-Pin Connector	0	0	0	0	0	0
Electro-Hydraulic Joystick Controls		S		S		S
Selectable Control Pattern Configuration (ISO / Dual-Hand)		0		0		0
Variable Speed Control, Selectable On & Off		0		0		0
Foot Throttle	S	S	S	S	S	S
Full-Suspension Seat	S	S	S	S	S	S
Air Suspension Seat	0	0	0	0	0	0



Integrated LCD display

Easy-to-use, multi-function display incorporates all warning/operation lights and machine configuration screens. Single button allows for simple scrolling and selection of various display functions.
1650RT / 3200VT shown




Rear view camera

Increase visibility to the rear of the machine with a rear view camera.



Radio option

Factory-installed, this AM/FM deluxe radio option customizes the cab.



Power-A-Tach®

Power-A-Tach® all-weather system option allows users to quickly install and remove attachments. An operator leaves the seat only to connect auxiliary hydraulics. This system is compatible with most allied attachments.



Expertise and service on a daily basis

Your Manitou dealer guarantees a complete range of services at all stages of your machine's life and is there to provide support and meet your needs, always looking to provide you with the best solution.

1,400 dealers at your service

The Manitou network operates in more than 120 countries. In total, we employ more than 2,000 expert technicians, specially trained in Manitou technology, who are at your service to assist with everything from purchasing to after-sales.



- **Dealership network**
 A network of experts at your service, whatever your field (agriculture, construction, industry).
- **Maintenance contracts**
 We offer three levels of contract to meet with your needs: Initial, Advanced and Excellence. Rest easy and leave the maintenance to your official Manitou dealer.
- **Financing**
 To hire or to purchase? Whatever your business, simplify your investment with Manitou Finance financing or leasing solutions.
- **Warranty extension**
 With Maniplus, you can extend the cover of your Manitou warranty for up to 5 years. Use your equipment with peace of mind.
- **The connected solution**
 Easy Manager is a simple and flexible tool for managing, optimizing and securing the operational monitoring of your machines.
- **Second-hand equipment**
 In the market for second-hand equipment? The Manitou network is here to help. Just visit your dealer or used.manitou.com, our reference site for second-hand Manitou machines.
- **Original spare parts**
 With more than 70,000 products available, your Manitou dealer provides expertise and service on a daily basis!

Votre concessionnaire :



Head office

B.P. 249 - 430 rue de l'Aubinière - 44158 Ancenis Cedex - France

Tél. : 00 33 (0)2 40 09 10 11 - Fax: 00 33 (0)2 40 09 10 97



This brochure describes versions and configuration options for Manitou products which may be fitted with different equipment. The equipment described in this brochure may be standard, optional or not available depending on version. Manitou reserves the right to change the specifications shown and described at any time and without prior warning. The manufacturer is not liable for the specifications given. For more information, contact your Manitou dealer. Non-contractual document. Product descriptions may differ from actual products. List of specifications is not comprehensive. The logos and visual identity of the company are the property of Manitou and may not be used without authorisation. All rights reserved. The photos and diagrams contained in this brochure are provided for consultation and information only. MANITOU BF SA - Limited company with board of directors - Share capital: 39,547,824 euros - 857 802 508 RCS Nantes